



















## Home Link Assignment # 1 - SIGNS

1		<p>A. Road slippery when wet          B. Hidden intersection ahead          C. Narrow road ahead          D. Winding road ahead</p>	
2		<p>A. Slow moving vehicle ahead          B. Head end street ahead          C. Yield right-of-way          D. Stop sign ahead</p>	
3		<p>A. Road work ahead          B. Lane ahead closed          C. Construction zone begins          D. Construction work one kilometer ahead</p>	
4		<p>A. Winding road ahead          B. Danger, road ends          C. Danger, sharp turn          D. Keep to left</p>	
5		<p>A. You are approaching steep hill          B. Pedestrian crossing ahead          C. Right lane ends          D. Hidden intersection ahead</p>	
6		<p>A. Route for large trucks          B. Permissive sign          C. Truck route          D. No trucks</p>	







## Home Link Assignment # 1 - SIGNS

7		<p>A. I am turning left          B. I am slowing or stopping          C. You may pass me          D. I am turning right</p>	
8		<p>A. Playground zone sign          B. Children playing in residential area          C. School zone sign          D. Direction sign for children</p>	
9		<p>A. Do not enter roadway          B. Prohibited sign          C. Means a traffic circle ahead          D. Do not enter unless local traffic</p>	
10		<p>A. Deer regularly cross this road, be alert for animals          B. Zoo ahead          C. Scenic view ahead          D. Wildlife preservation center ahead</p>	
11		<p>A. No parking ahead          B. One-way road only          C. Do not enter ahead          D. Do not pass o this road</p>	
12		<p>A. Railway crossing ahead          B. You have the right-of-way          C. You must give the right-of-way          D. School area ahead</p>	







## Home Link Assignment # 1 - SIGNS

13		<p>A. Two way traffic ends          B. Two way traffic ahead          C. Two way traffic begins          D. The lane is only for two-way left turns</p>	
14		<p>A. Bump sign 150 meters          B. Stop sign 150 meters          C. Stop all times          D. Stop only if others vehicles are approaching</p>	
15		<p>A. Keep to right          B. Keep to left          C. Do not enter          D. Do not pass</p>	
16		<p>A. Traffic signal ahead          B. Bump 120 meters ahead          C. Stop sign 150 meters ahead          D. Railway crossing ahead</p>	
17		<p>A. You may pass me          B. I am turning left          C. I am turning right          D. I am slowing or stopping</p>	
18		<p>A. Two way traffic ends          B. Traffic may travel in one direction only          C. Do not turn right          D. Two way traffic ahead</p>	







## Home Link Assignment # 1 - SIGNS

19		<ul style="list-style-type: none"> <li>A. Caution school bus crossing</li> <li>B. Regulatory sign</li> <li>C. X intersection for school vehicles</li> <li>D. School crosswalk sign</li> </ul>	
20		<ul style="list-style-type: none"> <li>A. You are approaching a hospital zone</li> <li>B. You are approaching a 4-way intersection</li> <li>C. You are approaching a pedestrian crosswalk</li> <li>D. You are approaching a railroad crossing</li> </ul>	
21		<ul style="list-style-type: none"> <li>A. No parking from arrows to corner</li> <li>B. Advance warning of danger</li> <li>C. Lane usage sign meaning right turn only</li> <li>D. Lane usage sign permitting all turns including left</li> </ul>	
22		<ul style="list-style-type: none"> <li>A. Flashing lights on the arrows show the direction to follow</li> <li>B. Left turn only</li> <li>C. Do not turn right</li> <li>D. Right turn only</li> </ul>	
23		<ul style="list-style-type: none"> <li>A. Two way traffic ends</li> <li>B. Two way traffic</li> <li>C. Share the road with oncoming traffic</li> <li>D. Two way traffic begins</li> </ul>	
24		<ul style="list-style-type: none"> <li>A. Do not drive through the intersection</li> <li>B. Through traffic permitted</li> <li>C. Do not turn left</li> <li>D. You may proceed through intersection, if clear</li> </ul>	







## Home Link Assignment # 1 - SIGNS

25		<p>A. Dead end ahead          B. Hidden drive way ahead          C. Dead end on the right          D. Road branching off ahead</p>	
26		<p>A. Dead end street ahead          B. Yield right-of-way          C. Stop sign ahead          D. Slow moving vehicle ahead</p>	
27		<p>A. Pavement is slippery when wet          B. Winding road ahead          C. No passing ahead          D. Bumpy road ahead</p>	
28		<p>A. Construction zone          B. Factory, slow down          C. Bump or uneven pavement          D. Bridge or Viaduct</p>	
29		<p>A. School area ahead          B. A construction sign replacing flagman on duty          C. Road work ahead          D. Regulatory sign-reduce speed</p>	
30		<p>A. Cross walk ends          B. Do not enter          C. Pedestrian allowed          D. No pedestrians allowed on this road</p>	







## Home Link Assignment # 1 - SIGNS

31		<p>A. Speed limit for rural school zones          B. Maximum speed of 50 km/hour from this sign to next sign          C. Maximum speed of 50 km/hour ahead          D. End of 50 km per hour zone</p>	
32		<p>A. Intersection ahead. The arrow shows which direction of traffic has the right-of-way          B. Two way traffic          C. One way traffic          D. Obstruction ahead</p>	
33		<p>A. Divided highway ends          B. Divided highway ahead          C. Road under construction          D. Narrow bridge ahead</p>	
34		<p>A. Narrow bridge ahead          B. Road under construction          C. Divided highway ahead          D. Divided highway ends</p>	
35		<p>A. No right turn permitted          B. You must not make a 'U' turn          C. Road slippery when wet          D. No left turn permitted</p>	
36		<p>A. Do not make a U turn          B. Do not turn left during the times shown          C. Do not turn right during the times shown          D. You may turn left only during the time shown</p>	

## Home Link Assignment # 1 - SIGNS



37		<p>A. End of highway, you must move into right hand lane</p> <p>B. You must exit if you remain in right hand lane</p> <p>C. You may exit if you remain in right hand lane</p> <p>D. You must drive in right lane under any circumstances</p>
38		<p>A. Only right turn allowed</p> <p>B. Do not turn left</p> <p>C. Do not turn right when facing a red light at the intersection</p> <p>D. Do not turn right</p>
39		<p>A. You must not make a left turn</p> <p>B. You are approaching a traffic island</p> <p>C. Hidden intersection ahead</p> <p>D. You must make a right turn only</p>
40		<p>A. Bicycle parking here</p> <p>B. Bicycle crossing ahead</p> <p>C. Bicycle not allowed ahead</p> <p>D. Only bicycle permitted ahead</p>
41		<p>A. Slight bend or curve in the road ahead</p> <p>B. Winding road ahead</p> <p>C. Right turn only</p> <p>D. Right turn allowed</p>
42		<p>A. Winding road ahead.</p> <p>B. Pass other traffic on the right.</p> <p>C. Pass to right of traffic island.</p> <p>D. Road turns right then left.</p>

## Home Link Assignment # 1 - SIGNS

43		<p>A. School zone watch for children playing          B. Provincial park          C. Pedestrian control sign          D. Destination board</p>	
44		<p>A. Pedestrian only          B. School zone ahead          C. Watch for pedestrians and be prepared to share the road with them          D. Pedestrian not permitted</p>	
45		<p>A. Warns of a steep hill ahead          B. Pavement ends, 500 feet ahead          C. Bumpy road ahead          D. Safety check ahead</p>	
46		<p>A. Intersection ahead          B. Road ahead turn right then left          C. Road ahead turn left then right          D. Narrow road ahead</p>	
47		<p>A. No stopping          B. No entry into intersection          C. Need no stop for stop signs in direction of arrows          D. Vehicles approaching from the angle shown, must stop</p>	
48		<p>A. Do not leave you bicycle here          B. No bicycles allowed on this road          C. You can park bicycle here          D. Bicycle are not permitted unless you carry a valid pass</p>	



## Home Link Assignment # 1 - SIGNS

49		<ul style="list-style-type: none"><li>A. Hidden intersection ahead</li><li>B. You are approaching a one-way street</li><li>C. Pavement narrows</li><li>D. Divided highway ahead</li></ul>	
50		<ul style="list-style-type: none"><li>A. I am turning right</li><li>B. I am stopping</li><li>C. I am turning left</li><li>D. I am slowing or stopping</li></ul>	